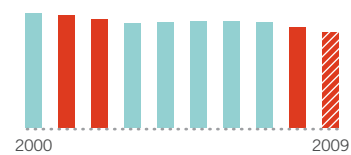
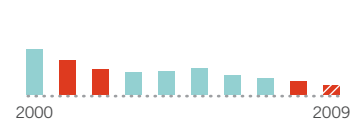


# CHILD WELL-BEING INDEX (CWI)

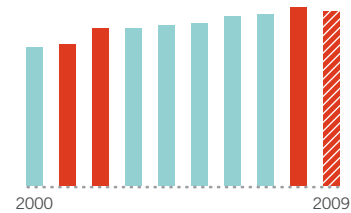
Family Economic Well-Being



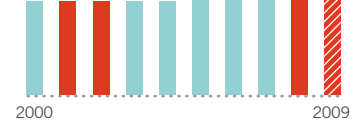
Health



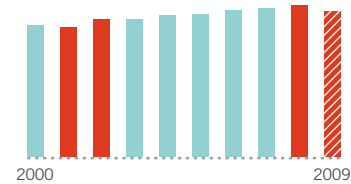
Safe/Risky Behavior



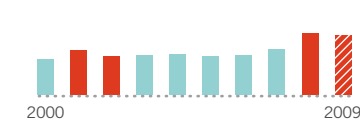
Educational Attainment



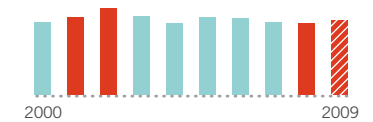
Community Engagement



Social Relationships



Emotional/Spiritual Well-Being



## The Past Ten Years of Child Well-Being

### Children and the Recession

The Child Well-Being Index (CWI) offers a look back at how children's well-being has improved or deteriorated since 1975. The CWI analyzes national data from 28 Key Indicators, grouped into the seven Quality-of-Life/Well-Being Domains seen above. The 2010 edition of the CWI Report is the first to offer comprehensive data on the impact of the Great

Recession on American children's overall health, safety and quality-of-life. The graph along the top of the page highlights recessions since 1975, and their corresponding impact on children's well-being. It illustrates the lag time that historically occurs between when a recession first hits, and when that recession has the worst impact on children, as well as the long recovery time

that follows. The second set of graphs shows how the current recession has had a negative ripple effect across nearly all of the domains with the exception of Educational Attainment, which has essentially remained flat since 1975.

The CWI was developed by Kenneth Land, Vicki Lamb, and colleagues at Duke University, and funded by the Foundation for Child Development.

- Period of recession
- ▨ Projected Values
- Non-recession periods